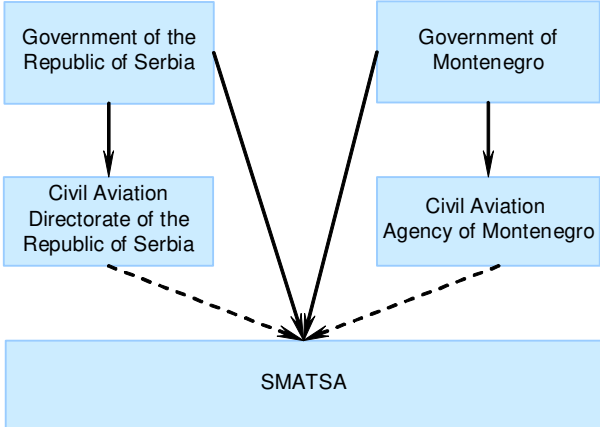
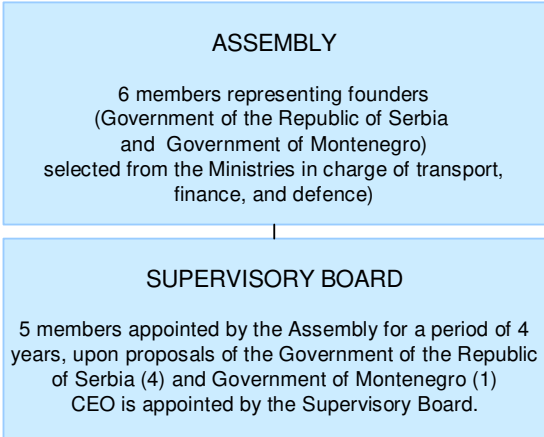
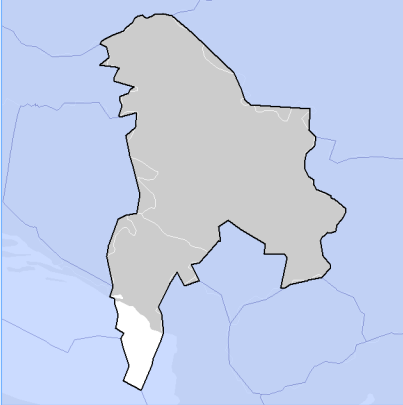


<p><u>Institutional arrangements and links (2017)</u></p> 	<p><u>Status (2017)</u></p> <ul style="list-style-type: none"> - Limited liability company founded in 2003 - 92% owned by Serbia and 8% owned by Montenegro - Integrated civil/military ANSP <p><u>National Supervisory Authority (NSA):</u> Civil Aviation Directorate of the Republic of Serbia Civil Aviation Agency of Montenegro</p> <p><u>Body responsible for:</u></p> <p><u>Safety Regulation</u></p> <ul style="list-style-type: none"> - Civil Aviation Directorate of the Republic of Serbia - Civil Aviation Agency of Montenegro <p><u>Airspace Regulation</u></p> <ul style="list-style-type: none"> - Civil Aviation Directorate of the Republic of Serbia - Civil Aviation Agency of Montenegro <p><u>Economic Regulation</u> Ministry of Finance of the Republic of Serbia</p>																						
<p><u>Corporate governance structure (2017)</u></p>  <p>ASSEMBLY 6 members representing founders (Government of the Republic of Serbia and Government of Montenegro) selected from the Ministries in charge of transport, finance, and defence)</p> <p>SUPERVISORY BOARD 5 members appointed by the Assembly for a period of 4 years, upon proposals of the Government of the Republic of Serbia (4) and Government of Montenegro (1) CEO is appointed by the Supervisory Board.</p>	<p><u>SMATSA (2017)</u></p> <p><i>PRESIDENT OF THE ASSEMBLY:</i> Nebojša Krstajić</p> <p><i>PRESIDENT OF THE SUPERVISORY BOARD:</i> Bratislav Grubačić</p> <p><i>CEO:</i> Radojica Rovčanin</p>																						
<p><u>Scope of services (2015)</u></p> <table border="1" data-bbox="164 1411 774 1482"> <tr> <td><input checked="" type="checkbox"/> GAT</td> <td><input checked="" type="checkbox"/> Upper Airspace</td> <td><input type="checkbox"/> Oceanic ANS</td> </tr> <tr> <td><input checked="" type="checkbox"/> OAT</td> <td><input checked="" type="checkbox"/> Lower Airspace</td> <td><input checked="" type="checkbox"/> MET</td> </tr> </table> <ul style="list-style-type: none"> - ANS Services (ATM, CNS, MET, AIS) - SMATSA provides Air Traffic Services in the 55% of the upper airspace of Bosnia and Herzegovina - ANS personnel and pilot training, Flight Inspection Services, PANS-OPS and cartography 	<input checked="" type="checkbox"/> GAT	<input checked="" type="checkbox"/> Upper Airspace	<input type="checkbox"/> Oceanic ANS	<input checked="" type="checkbox"/> OAT	<input checked="" type="checkbox"/> Lower Airspace	<input checked="" type="checkbox"/> MET	<p><u>Operational ATS units (2015)</u></p> <ul style="list-style-type: none"> 1 ACC (Belgrade) 1 APP collocated with ACC Belgrade 7 APPs/TWRs (Batajnica, Kraljevo, Nis, Vrsac, Podgorica, Tivat, Uzice) 1 TWR (Belgrade) 																
<input checked="" type="checkbox"/> GAT	<input checked="" type="checkbox"/> Upper Airspace	<input type="checkbox"/> Oceanic ANS																					
<input checked="" type="checkbox"/> OAT	<input checked="" type="checkbox"/> Lower Airspace	<input checked="" type="checkbox"/> MET																					
<p><u>Key financial and operational figures (ACE 2015)</u></p> <table border="1" data-bbox="172 1691 774 2094"> <tr><td>Gate-to-gate total revenues (M€)</td><td>82</td></tr> <tr><td>Gate-to-gate total costs (M€)</td><td>85</td></tr> <tr><td>Gate-to-gate ATM/CNS provision costs (M€)</td><td>77</td></tr> <tr><td>Gate-to-gate total ATM/CNS assets(M€)</td><td>83</td></tr> <tr><td>Gate-to-gate ANS total capex (M€)</td><td>6</td></tr> <tr><td>ATCOs in OPS</td><td>275</td></tr> <tr><td>Gate-to-gate total staff (incl. MET staff*)</td><td>873</td></tr> <tr><td>Total IFR flight-hours controlled by ANSP ('000)</td><td>224</td></tr> <tr><td>IFR airport movements controlled by ANSP ('000)</td><td>84</td></tr> <tr><td>En-route sectors</td><td>9</td></tr> <tr><td>Minutes of ATFM delays ('000)</td><td>15</td></tr> </table> <p>* if applicable</p>	Gate-to-gate total revenues (M€)	82	Gate-to-gate total costs (M€)	85	Gate-to-gate ATM/CNS provision costs (M€)	77	Gate-to-gate total ATM/CNS assets(M€)	83	Gate-to-gate ANS total capex (M€)	6	ATCOs in OPS	275	Gate-to-gate total staff (incl. MET staff*)	873	Total IFR flight-hours controlled by ANSP ('000)	224	IFR airport movements controlled by ANSP ('000)	84	En-route sectors	9	Minutes of ATFM delays ('000)	15	<p><u>Size (2015)</u></p> <p>Size of controlled airspace: 127 000 km²</p> 
Gate-to-gate total revenues (M€)	82																						
Gate-to-gate total costs (M€)	85																						
Gate-to-gate ATM/CNS provision costs (M€)	77																						
Gate-to-gate total ATM/CNS assets(M€)	83																						
Gate-to-gate ANS total capex (M€)	6																						
ATCOs in OPS	275																						
Gate-to-gate total staff (incl. MET staff*)	873																						
Total IFR flight-hours controlled by ANSP ('000)	224																						
IFR airport movements controlled by ANSP ('000)	84																						
En-route sectors	9																						
Minutes of ATFM delays ('000)	15																						